



Hanging & Bulb Changing Instructions



Baby Coral
Designed by Aqua Creations



Aqua Creations
Lighting & Furniture Atelier

Aqua Creations Lighting & Furniture Atelier

Baby Coral

Silk Care Instructions

For optimal maintenance vacuum the silk frequently (make sure the vacuum cleaner is at low suction and use a clean attachment) and avoid direct sunlight or smoke. To remove stains use upholstery foam cleaner (as these vary from country to country, testing the product on a hidden spot first is recommended). In case of heavier dirt use a moist sponge and make sure to move it along the crushed line of the silk.

Please do not clean coated lamps with water.

Note that any good quality silk fibers weaken when exposed to sun and natural dyes may fade. Hence, avoid direct sunlight on the silk lights.

220-240 V Model

CFL Screw-in 2 x 15W bulbs

Optional:

CFL Screw-in dimmable [Type A] 2 x 23W bulbs

CE Certified

120 V Model

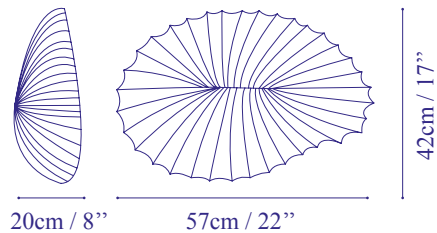
CFL Screw-in dimmable [Type A] 2 x 14W bulbs

UL Listed

Package

Volume: 66 x 52 x 30cm, 26 x 20 x 12"

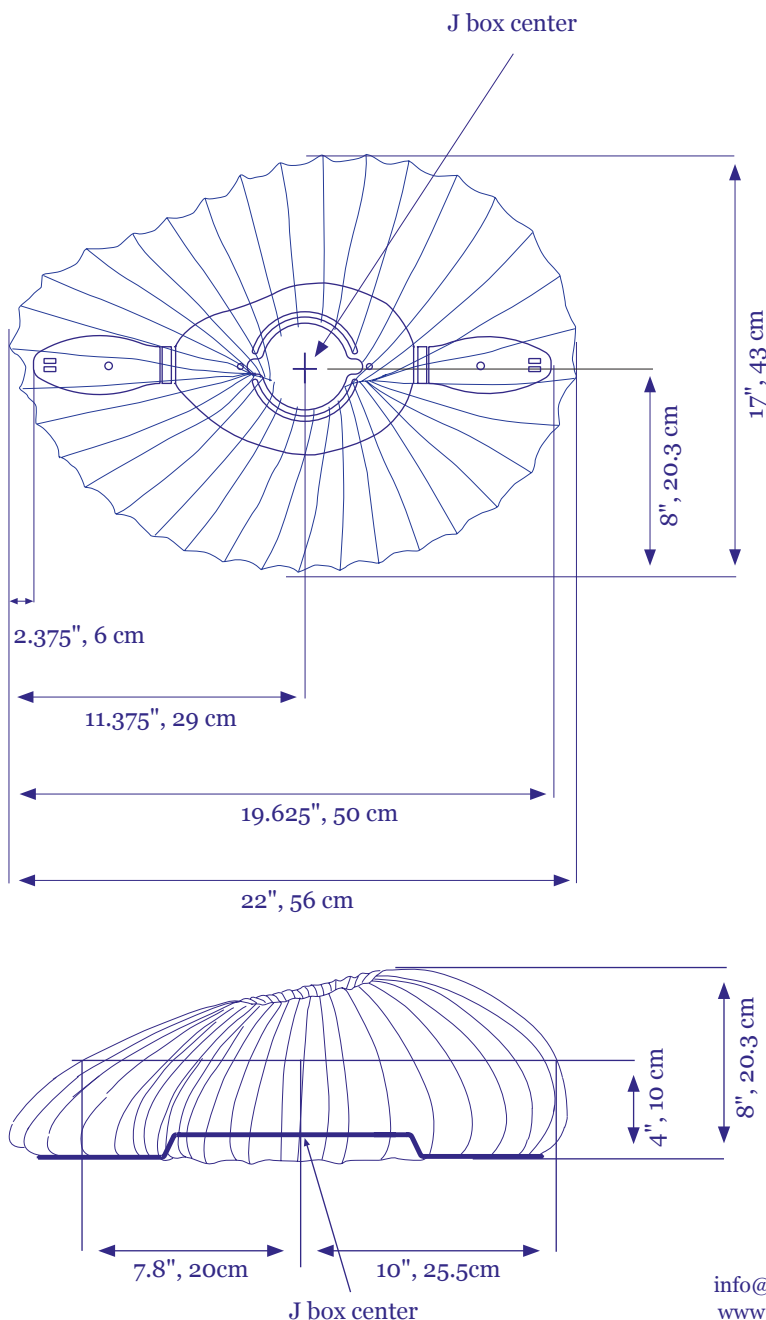
Weight: 4.4kg / 10lb



Aqua Creations
Lighting & Furniture Atelier

Hanging Instructions Baby Coral Wall & Ceiling Fixture

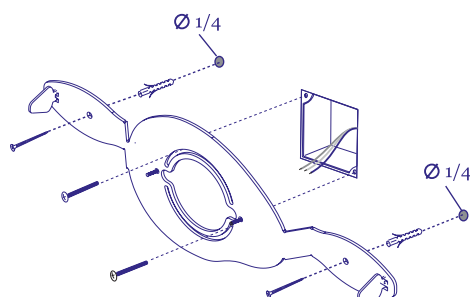
Important: the lamp assembly and electrical work should be carried out by a qualified electrician. The Lamp shade's cover should be taken off only after the installation.



Aqua Creations
Lighting & Furniture Atelier

Hanging Instructions Baby Coral Wall & Ceiling Fixture

U.S.A Option



Europe Option

