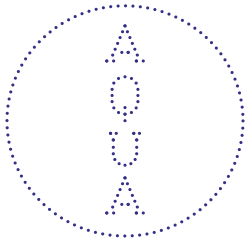


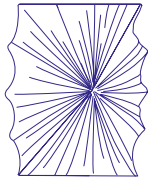
# Zika

## Wall and Ceiling Linear Tile

Feb 2018



Aqua Creations  
Light that matters



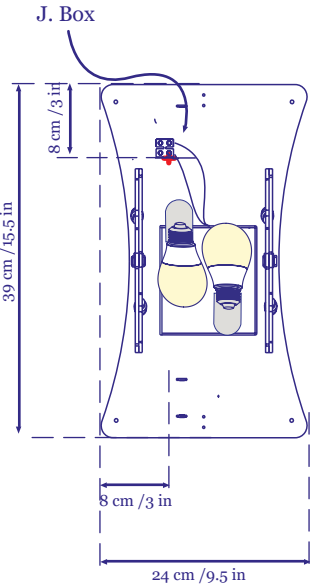
Option 1



Option 2

**Silk Lighting Maintenance:** All Lampshades in the Silk Lighting Collections are made of hand dyed, treated crushed silk that is resistant to mold and fire. The silk is sculpted over a metal structure. For optimal maintenance, vacuum the silk frequently and avoid direct sunlight or smoke. To remove stains use upholstery foam cleaner. (As these vary depending on manufacturer, testing the product on a hidden spot is recommended)

### Ceiling Plate Measure ments



1

Install wall/ceiling plate using the supplied bolts and connect the unit to the electrical supply.

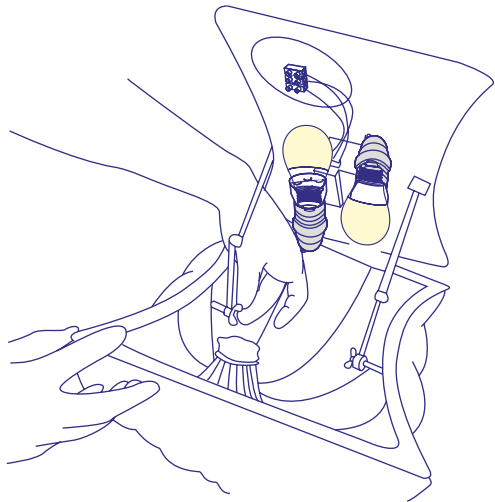
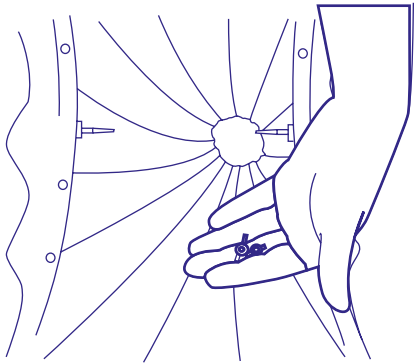
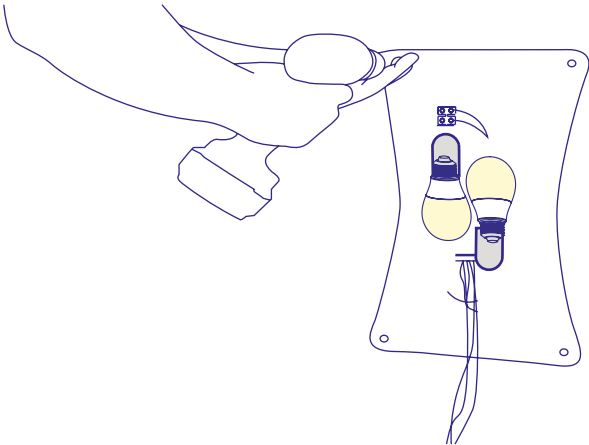
2

Remove the butterfly nuts on both sides of the shade.

3

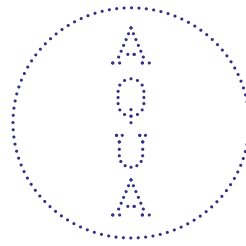
Insert the two bolts on both sides of the fixture into their appropriate place.

### Option 1



# Zika

## Wall and Ceiling Linear Tile



Aqua Creations  
Light that matters

1

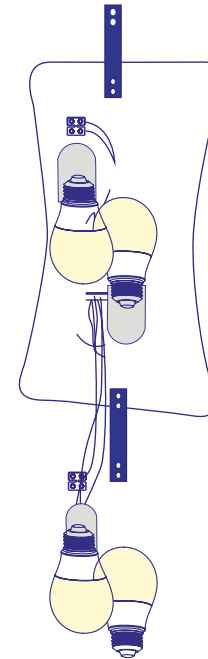
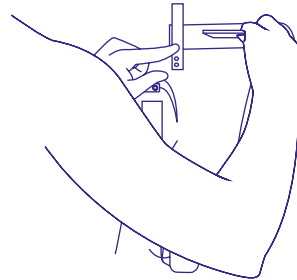
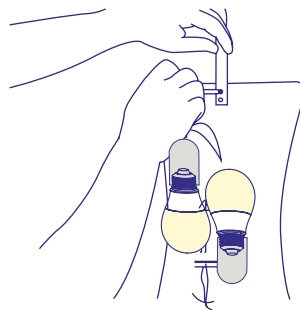
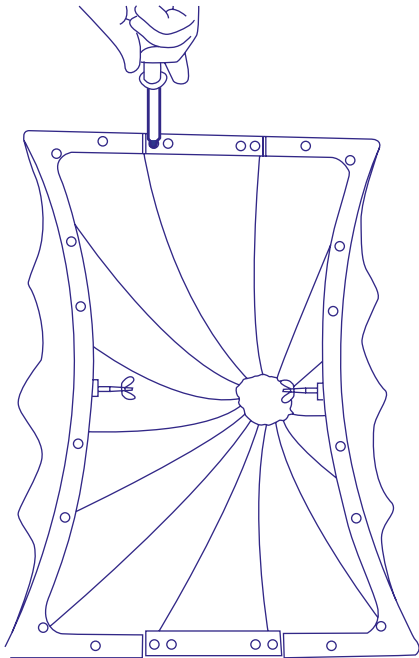
Remove the butterfly nuts on both sides of the shade.

2

Insert the two bolts on both sides of the fixture unto their appropriate place.

Push on both sides of the shade until it latches on the wall/ceiling plate.

### Option 2



### 220V-240V Model

E27 Socket.  
2x 12W-15W LED bulbs.  
Type A dimming (Triac)  
CE Certified

### 120 V Model

E26 Socket.  
2x 12W-15W LED bulbs.  
Type A dimming (Triac)  
UL Listed

\*The electrical features of the composition will be the sum total of the electrical features in the tiles used.

### Package

Volume: 46 x 47 x 32cm, 18 x 18 x 13 in  
Weight: 5.2kg / 11.5lb

### Dimensions

