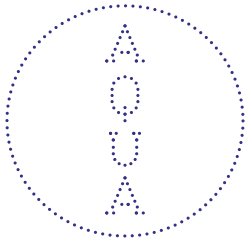


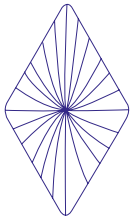
# Forever/Young

## Wall and Ceiling Linear Tile

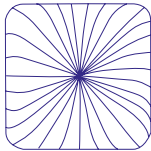
Feb 2018



Aqua Creations  
Light that matters



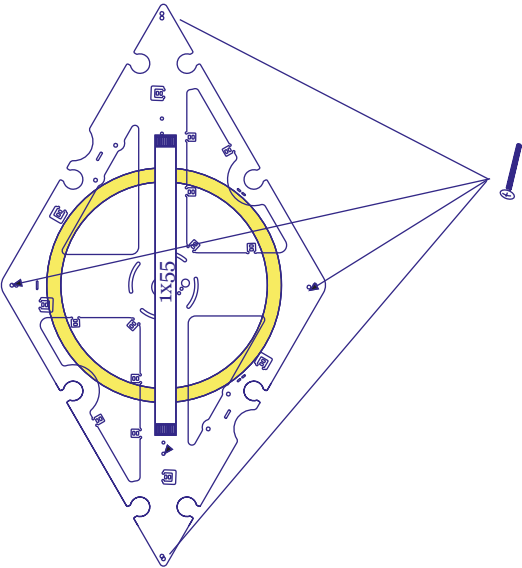
Forever



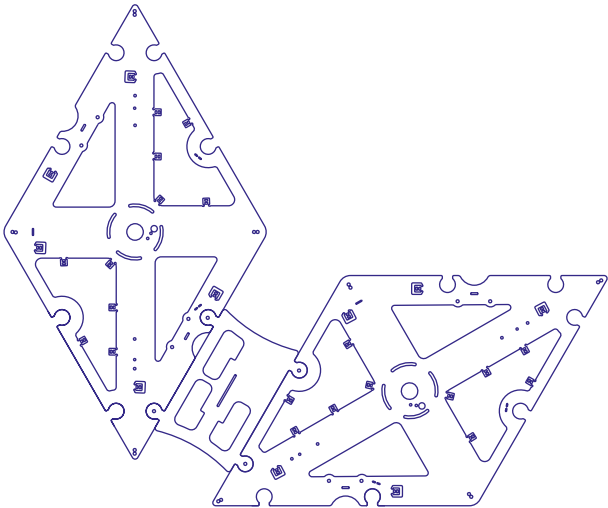
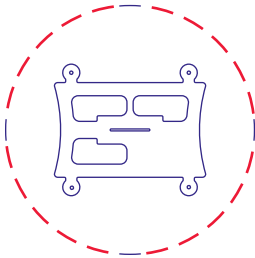
Young

**Silk Lighting Maintenance:** All Lampshades in the Silk Lighting Collections are made of hand dyed, treated crushed silk that is resistant to mold and fire. The silk is sculpted over a metal structure. For optimal maintenance, vacuum the silk frequently and avoid direct sunlight or smoke. To remove stains use upholstery foam cleaner. (As these vary depending on manufacturer, testing the product on a hidden spot is recommended)

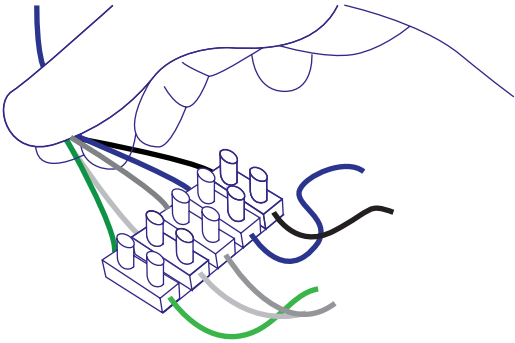
- 1
- Install the first back plate using the top screw only. Make sure the plate is leveled and attach the rest of the bolts.



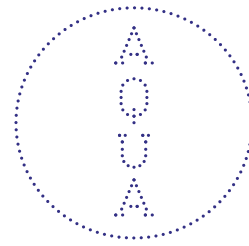
- 2
- If this is a composition, install the second plate using the hanging stencil as shown.



- 3
- Connect voltage supply wire to the fixture and confirm electrical operation.



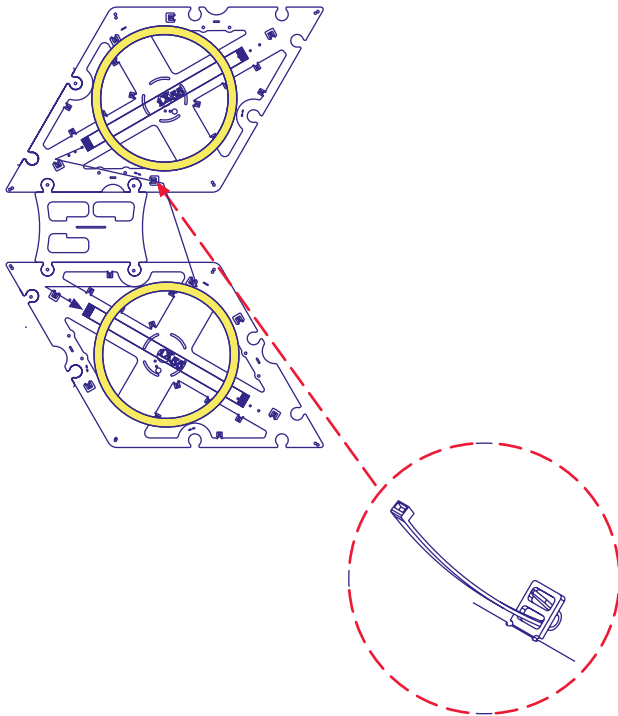
# Forever/Young Wall and Ceiling Linear Tile



Aqua Creations  
Light that matters

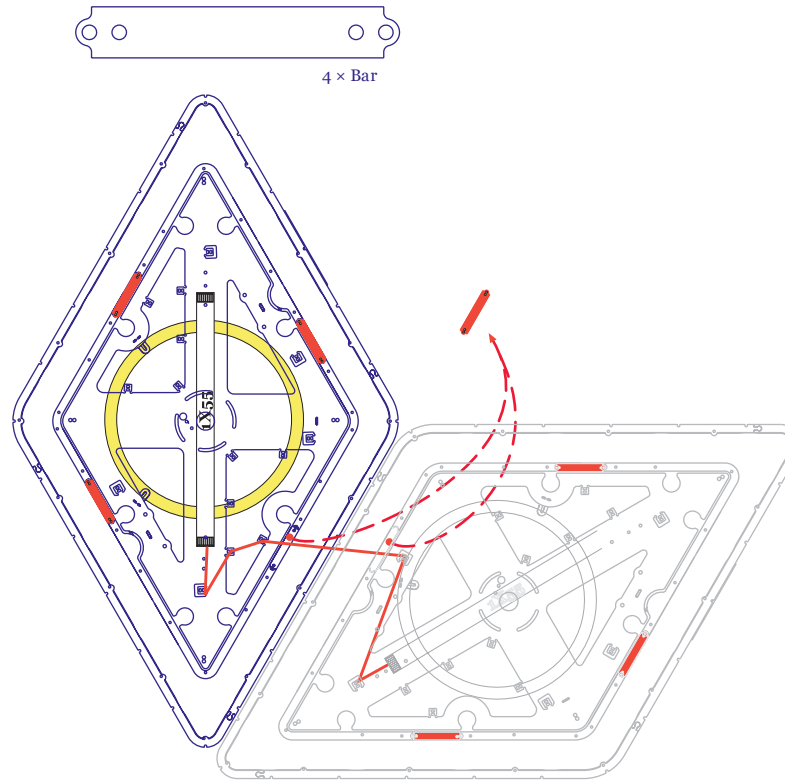
4

Secure electrical wires using supplied tie wraps at every location the.



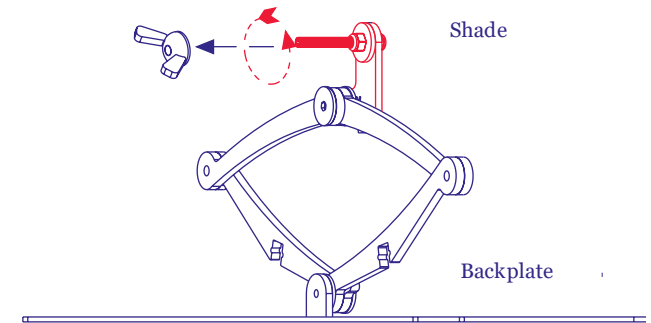
5

Connect voltage supply wire to the fixture and confirm electrical operation.

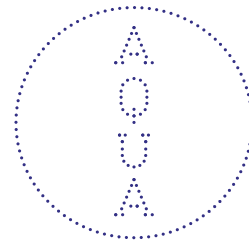


6

Remove butterfly nuts on both sides of the shade.



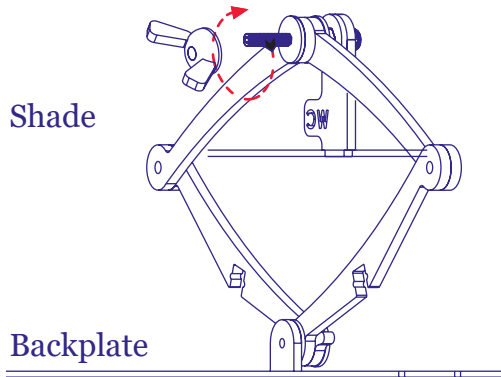
# Forever/Young Wall and Ceiling Linear Tile



Aqua Creations  
Light that matters

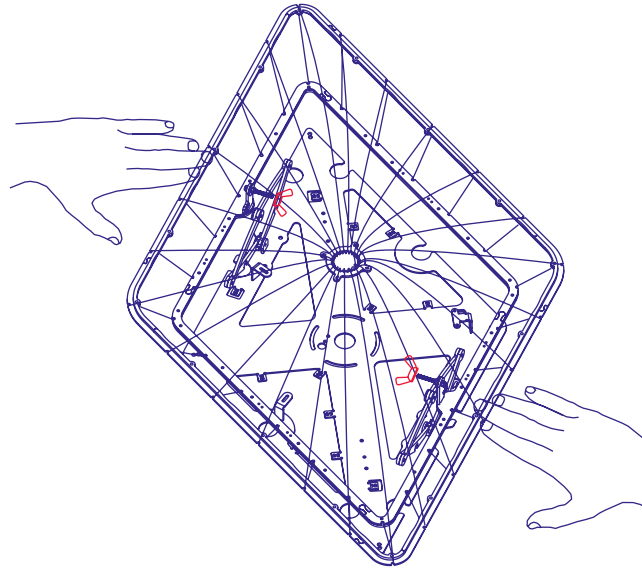
7

Insert the two bolts sides of the shade until it latches on the wall/ceiling back plate.



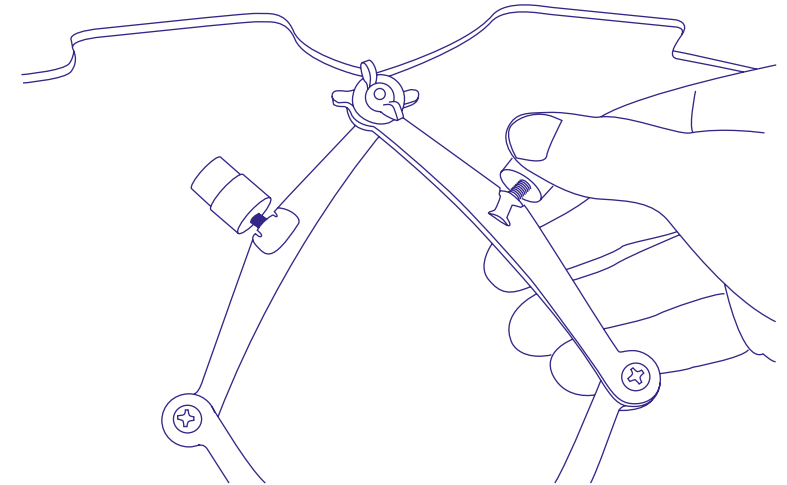
8

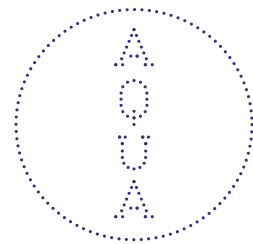
Push on both sides of the shade until it latches on the wall/ ceiling back plate.



9

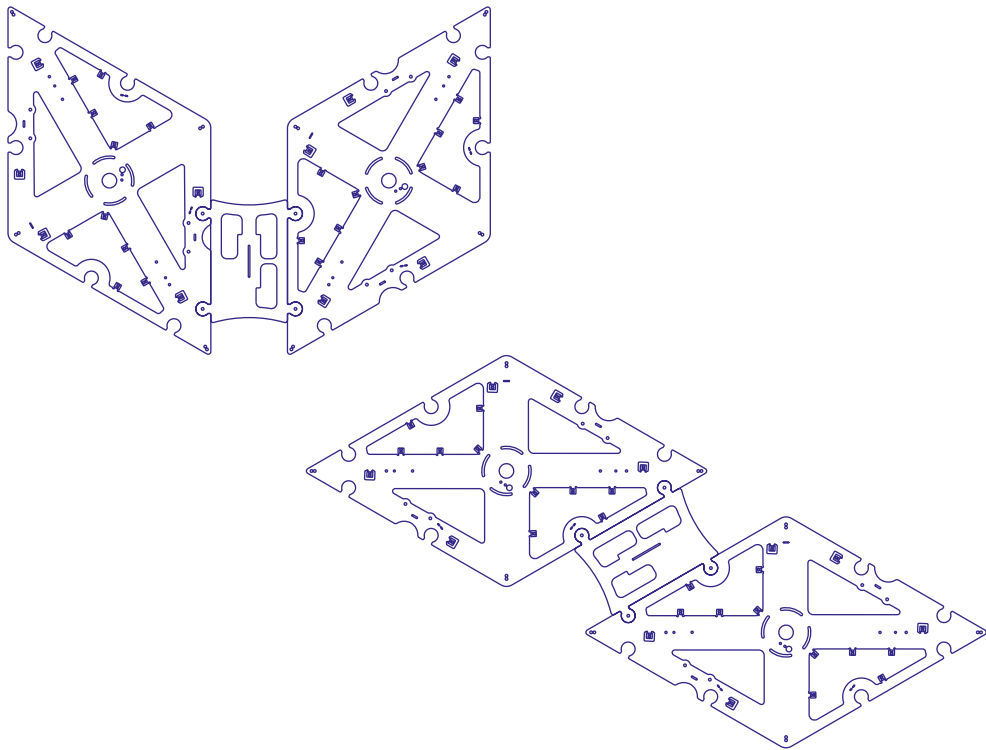
Turn the silicon holder to create more of less pressure when the shade is pressed against the wall or ceiling.





Aqua Creations  
Light that matters

10



Forever

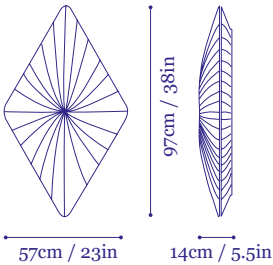
220-240 V Model  
CFL with ECG 1 x 55W bulb  
*Optional:*  
CFL with ECG dimmable [Type C, E] 1 x 55W bulb  
CE Certified

120 V Model  
CFL with ECG dimmable [Type A] 1 x 55W bulb  
UL Listed

\*The electrical features of the composition will be the sum total of the electrical features in the tiles used.

Package  
Volume: 25 x 80 x 69cm, 10 x 31 x 27in  
Weight: 8.7kg / 19lb

Dimensions



Young

220-240 V Model  
CFL with ECG 1 x 55W bulb  
*Optional:*  
CFL with ECG dimmable [Type C, E] 1 x 55W bulb  
CE Certified

120 V Model  
CFL with ECG dimmable [Type A] 1 x 55W bulb  
UL Listed

\*The electrical features of the composition will be the sum total of the electrical features in the tiles used.

Package  
Volume: 25 x 81 x 69cm, 10 x 31 x 27 in  
Weight: 9.7kg / 21lb

Dimensions

