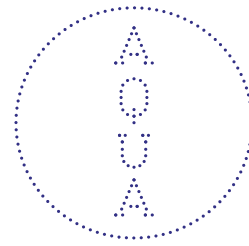
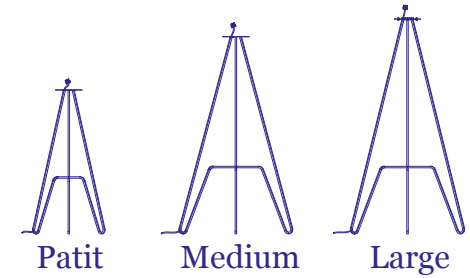


Totem Floor Floor Lamp

August 2021

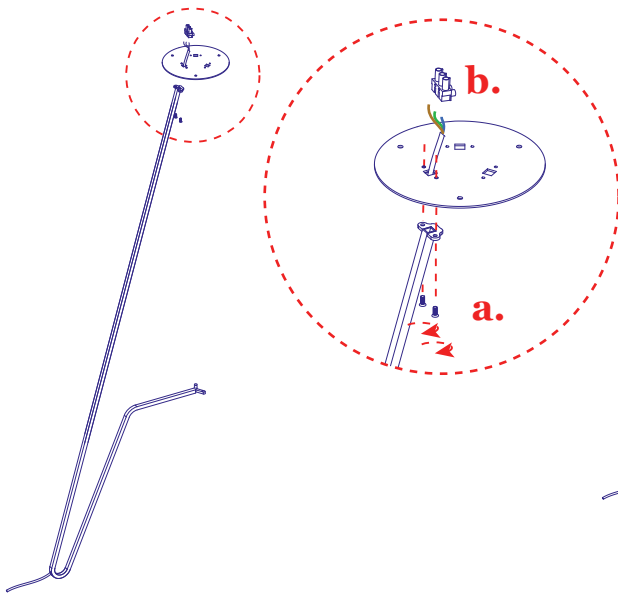


Aqua Creations
Light that Matter

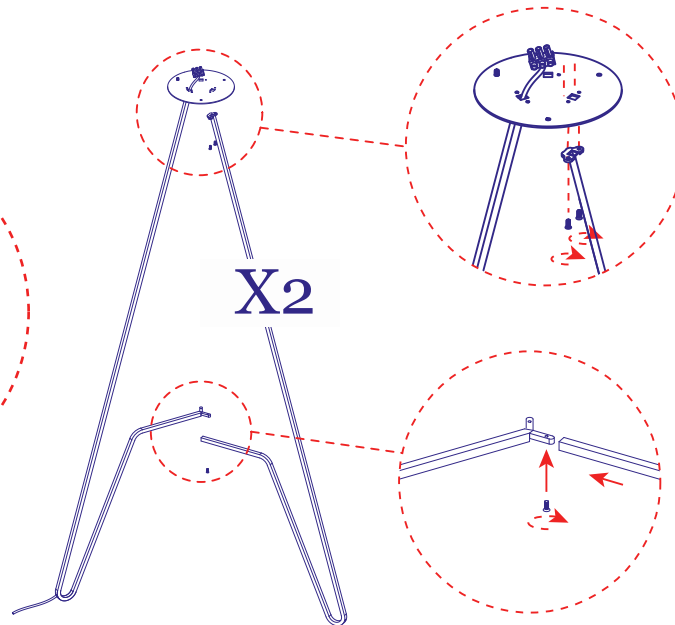


The To Te M Floor are based on three different lamp shapes that can be used with each of the three leg sizes. The Wooden Shelf can be added to all legs. All Shades and Legs are being assembled the same. Please read the instructions thoroughly before installation.

- 1 Take First Leg out.
(the one with Elect.)
a. Connect the leg to the ring .
b. Connect terminal block.



- 2 Connect two other legs as shown



- 3 Take To/te/m shade out.
a. Connect to Terminal block as shown
b. Connect the shade to the leg using 3 AQUA bolts

